

GUY BROAD



- INSTRUCTION PAGES -

E-TYPE 5 SPEED GEARBOX KIT

- JAGUAR XK 120-140-150 PARTS SPECIALISTS -
BROADACRES, WALL HILL ROAD, CORLEY, COVENTRY CV7 8AD
www.guybroad.co.uk - follow the Instagram @guybroadspares

KIT INCLUDES:

Complete BroadSport Gearbox, Complete gear linkage, Reverse light switch, Speedometer cable assembly, Rear chassis mounting kit with weld in metal plate (XK120 only), Clutch Plate (organic), 8x Bellhousing Mounting Bolts (7/16"UNC)

GEAR RATIOS:

1st = 3.31:1
2nd = 2.08:1
3rd = 1.36:1
4th = 1:1
5th = 0.763:1
Reverse = 3.26:1

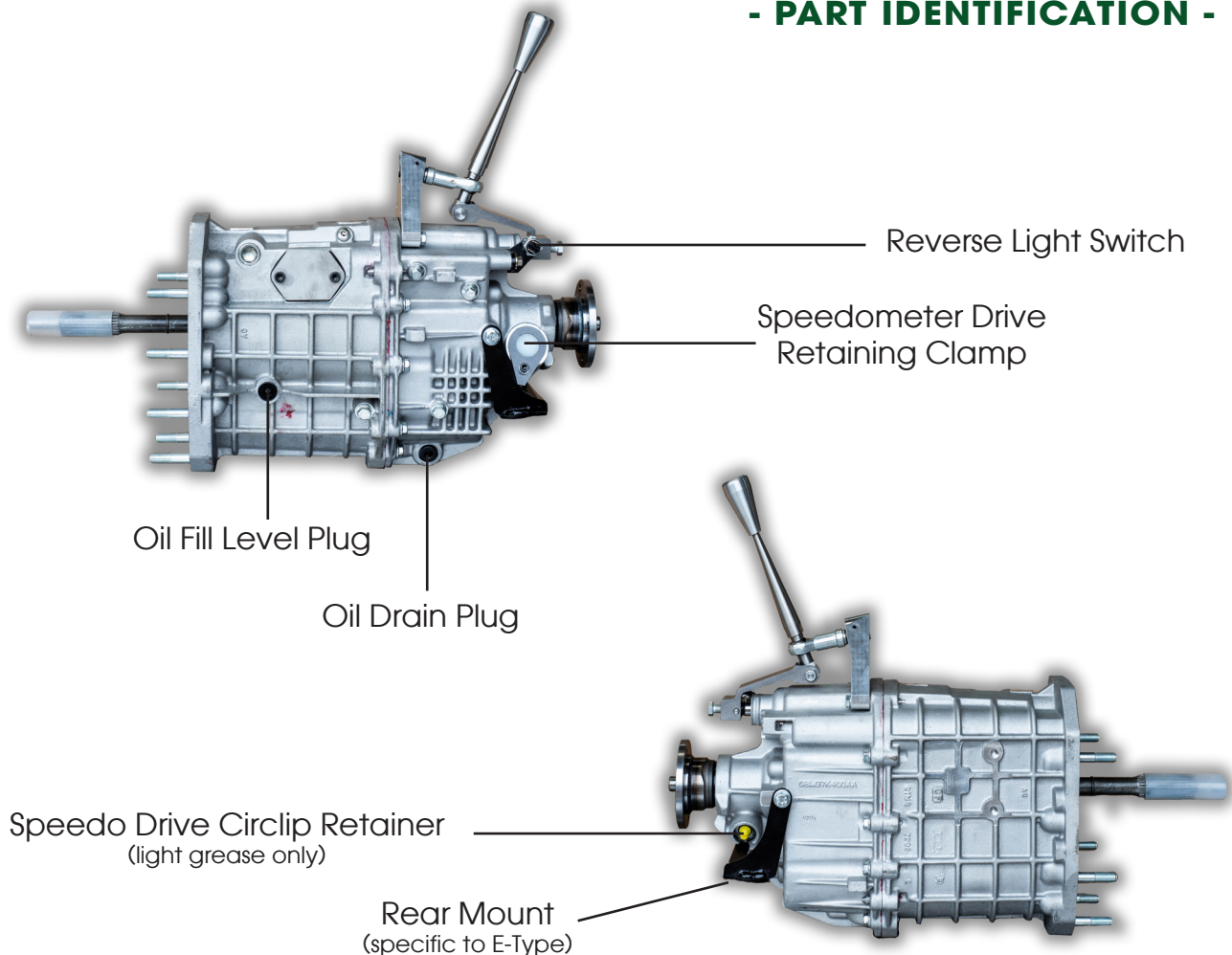
WARNING!

When fitting the gearbox DO NOT try to change gears without rotating the shafts and without proper lubricant inside the gearbox!

IMPORTANT:

After initial instillation we strongly recommend that you check all fixtures, fittings and components which you may have removed during instillation. After filling the gearbox with 1.2 Litres of SAE80 W90 Gear Oil, check reverse light switch is operational. Then test drive the car without trim.

- PART IDENTIFICATION -



- PARTS TO PRESERVE THE PAST -

Tel: 01676 541980 / E-mail: sales@guybroad.co.uk / Fax: 01676 542427





E-TYPE 5 SPEED GEARBOX KIT

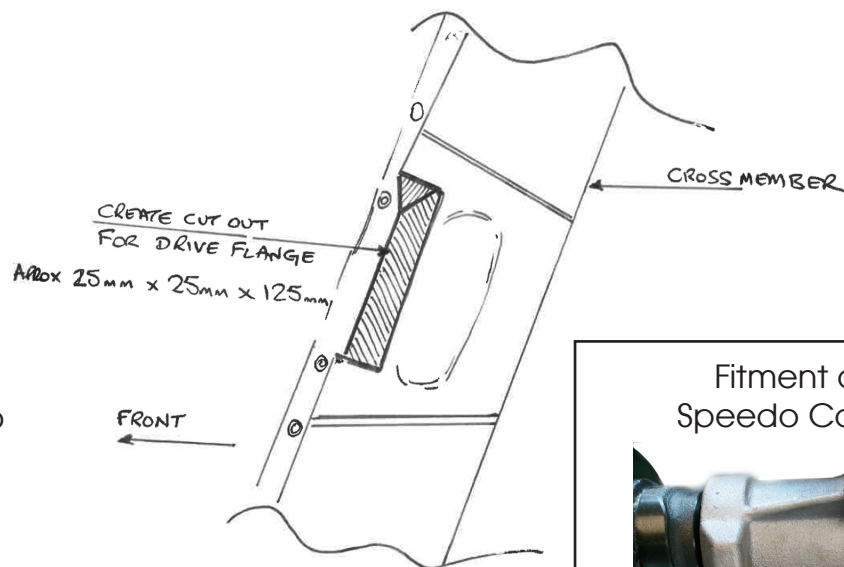
- JAGUAR XK 120-140-150 PARTS SPECIALISTS -
BROADACRES, WALL HILL ROAD, CORLEY, COVENTRY CV7 8AD
www.guybroad.co.uk - follow the Instagram @guybroadspares

NOTE:



- Bellhousing to gearbox mounting bolts are supplied (nuts and washers also in box) and should not be changed with any other bolts.
- 7/16" UNC thread into gearbox case.
- This Gearbox can be used with original Jaguar Bronze pilot bush.

ASSEMBLY:

Cut chassis cross-member if necessary, to clear rear boss of Gearbox. Before the final welding of the insert check alignment of gearbox and propshaft and the clearance of prop flange to crossmember. As seen in the diagram.



Fitment of Speedo Cable



Rear Mounting Plate to Floor Supplied

PROPSHAFT:

If you are altering your own propshaft, the closed length should be 680mm